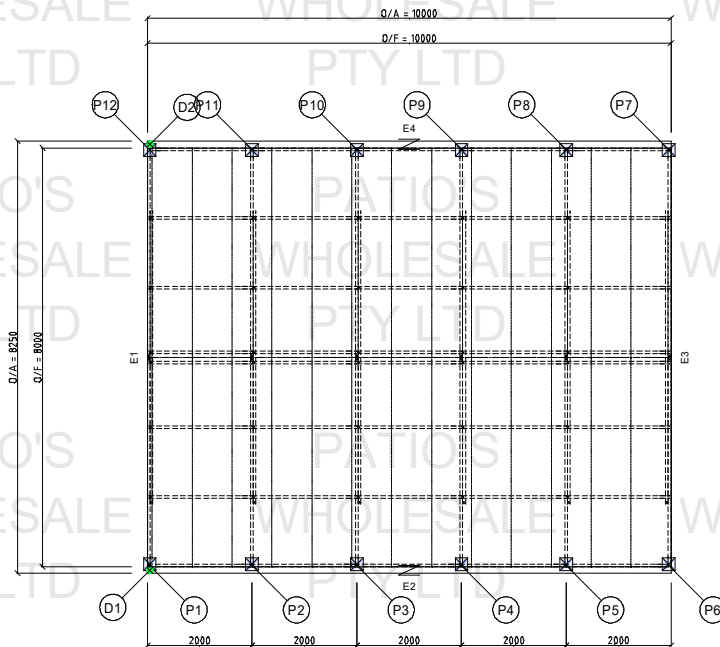


MODEL 1 (Pitched Freestanding) using wizard



ROOFSHEET ... Classic - Corrugated

GUTTER ... Fascia Box Type (125 wide)

POSTS...

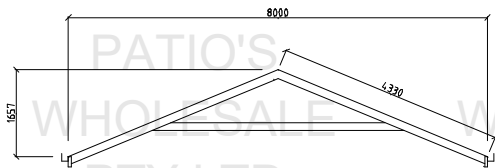
- (P1) PS90 (Side, Footing)
- (P2) PS90 (Side, Footing)
- (P3) PS90 (Side, Footing)
- (P4) PS90 (Side, Footing)
- (P5) PS90 (Side, Footing)
- (P6) PS90 (Side, Footing)
- (P7) PS90 (Side, Footing)
- (P8) PS90 (Side, Footing)
- (P9) PS90 (Side, Footing)
- (P10) PS90 (Side, Footing)
- (P11) PS90 (Side, Footing)
- (P12) PS90 (Side, Footing)

DOWNPIPES (Stormwater by Owner - UNO)...

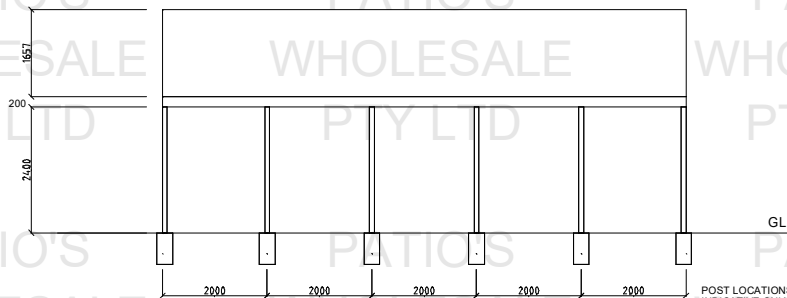
- (D1) DP80
- (D2) DP80

O/A = OVERALL (INCLUDING GUTTERS)

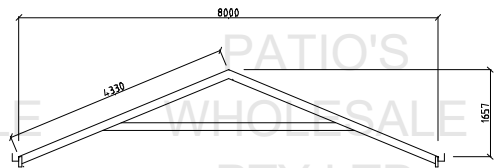
O/F = OVERALL EXCLUDING GUTTERS



LEFT INFILL  
(NO INFILL)  
ROOF PITCH = 22.5 DEGREES



GL  
POST LOCATIONS  
INDICATIVE ONLY



RIGHT INFILL  
(NO INFILL)  
ROOF PITCH = 22.5 DEGREES



CONFIDENTIAL - This document remains the property of Patios Wholesale Pty Ltd. The information in this document is confidential and must not be disclosed or used for any purpose other than the proper performance by any employee or agent of Patios Wholesale Pty Ltd of his/her duties with the company. Any unauthorised disclosure either written, oral or otherwise will result in legal action.  
(c) Copyright Patios Wholesale Pty Ltd - July 2024

SITE DETAILS:  
WIND CLASS = N2-W33N  
SIDES BLOCKED = 1  
Pu = 0.96 kPa  
Cpb = 0.70 factor  
fDL = 0.0168 kPa  
Pwu = 0.66 kPa  
BEAM = FIRMLOK  
SOIL TYPE = CLAY

MODEL DETAILS:  
AREA = 80.0 sq.m  
PERIMETER = 36.0 m  
ATTACHED = 0.0 m  
ROOFSHEET = RS6  
MAX SINGLE SPAN = 1800  
MAX MULTI SPAN = 1800  
ROOF FALL = 22.5 degrees  
WEIGHT (ex conc) = 371 kg

CUSTOMER DETAILS:  
NAME = Your Name  
ADDRESS = 1 Nice St Sydney nsw 9999  
PHONE =  
EMAIL = 0123 456 789

JOB\_NO =  
JOB\_NAME = DIY\_GABLE\_FREESTANDING\_CLASSIC\_10000\_8000  
DATE = 02-Aug-2024